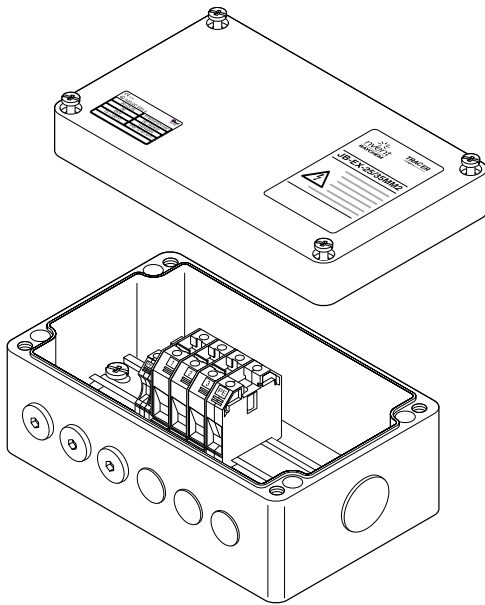


JB-EX-25/35MM2

nVent

RAYCHEM

MULTI PURPOSE JUNCTION BOX



Industrial junction box for use in hazardous areas with MI heating cables when larger terminal sizes are required. This box can be used to make connections between power cables, heating and cold lead cables. Depending on the configuration of the system, the box can accommodate multiple heating cables/ cold leads and a power cable. The M25 glands are already present in the case of factory terminated MI heating units. In case of on-site assemblies, refer to DOC-606 for detailed information about the required accessories.

Cable connection is accomplished via DIN rail mounted screw terminals from Weidmüller to provide safe, reliable and maintenance-free operation.

The box can be wall mounted via the four holes moulded in the base of the box.

TYPICAL USE

Power supply box, end-box, splice box for series heating cables (MI), when terminated with M25 glands. Marshalling box for power cables.

ENTRIES


6 x M25
1 x M40


KIT CONTENTS

Junction box with screw terminals on DIN rail
3 x M25 stopping plugs
3 x M25 rain plugs (temporary)
1 x M40 stopping plug

APPROVALS

PTB 00 ATEX 1002

 II 2G Ex edm ia [ia] IIC T6, T5 and T4

 II 2D Ex tD A21 IP66 T85°C, T100°C and T135°C

IECEX PTB 08.0004

Ex e ia II, IIC T6, T5, T4

Ex tD A21 IP66 T 85°C, T100°C, T135°C



TC RU C-BE.ИМ43.В.01571

ООО «ТехИмпорт»

Ambient temp range: -55°C...+55°C

1Ex d e mb ia (ia) IIC T6...T4 Gb

Ex tb IIC T85°C...T135°C Db Ta -55°C...+55°C IP66

Made in India

MATERIALS OF CONSTRUCTION

Box & lid	Electrostatic charge-resistant glass-filled engineered polymer, black
Sealing gasket	Silicone rubber
Lid fixing screws	Stainless steel (captive)

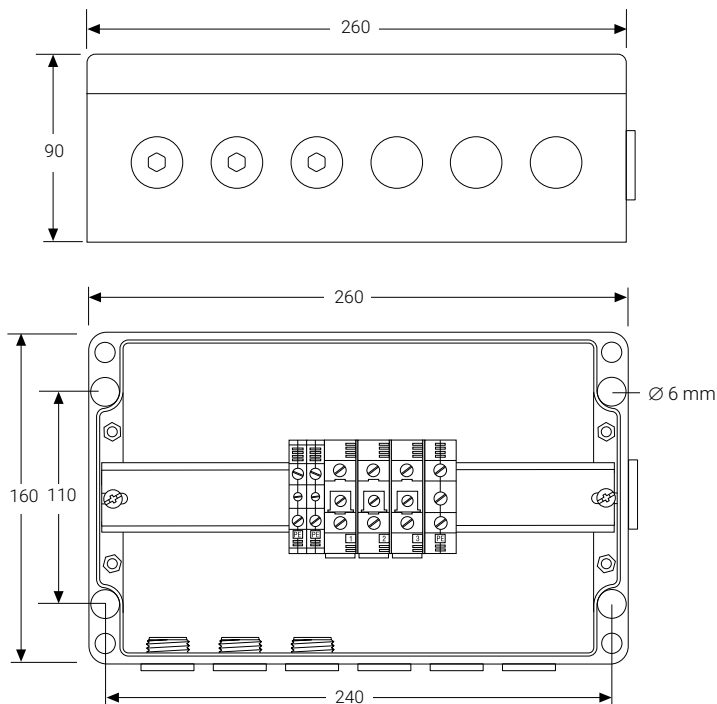
INGRESS PROTECTION

IP66

AMBIENT TEMPERATURE RANGE

-55°C to +55°C

DIMENSIONS (IN MM)



TERMINALS

Quantity & type	3 pcs WDU35 screw terminals 2 pcs WPE10 earth terminals for heating cable earth leads 1 pc WPE35 earth terminal for power cable Junction box can accommodate up to 6 fully loaded phase/neutral terminals (maximum 10 terminals in total)
-----------------	--

Labelling	1, 2, 3 + 3 x PE
Minimum conductor size	2.5 mm ² stranded & solid
Maximum conductor size	35 mm ² stranded & 16 mm ² solid
Maximum operating voltage	690 Vac
Maximum operating current	100 A

ACCESSORIES (TO BE ORDERED SEPARATELY)

Glands for power cables	GL-36-M25 hazardous area approved gland for cables Ø 19-28mm, up to -55°C GL-51-M40 hazardous area approved gland for cables Ø 17-28 mm up to -55°C GL-45-M32 hazardous area approved gland for cables, 14-21mm, up to -55°C
Reducer	REDUCER-M40/32-EEXE hazardous area M40 male to M32 female reducer
Loose terminals	35 mm ² phase/neutral terminal: HWA-WDM-PHASE-35 10 mm ² earth terminal: HWA-WDM-EARTH-10 35 mm ² earth terminal: HWA-WDM-EARTH-35 Endplate: HWA-WDM-PLATE Terminal jumper (2): HWA-WDM-JUMPER-35-2 Terminal jumper (3): HWA-WDM-JUMPER-35-3
Gland for MI cold leads	In case of factory terminated MI heating units, supplied with MI units. For on-site assemblies, contact nVent or refer to DOC-606

ORDERING DETAILS

Order reference	nVent RAYCHEM JB-EX-25/35MM2
Part number (Weight)	1244-006654 (1.9 kg)

North America

Tel +1.800.545.6258
Fax +1.800.527.5703
thermal.info@nvent.com

Europe, Middle East, Africa

Tel +32.16.213.511
Fax +32.16.213.604
thermal.info@nvent.com

Asia Pacific

Tel +86.21.2412.1688
Fax +86.21.5426.3167
cn.thermal.info@nvent.com

Latin America

Tel +1.713.868.4800
Fax +1.713.868.2333
thermal.info@nvent.com



nVent.com

Our powerful portfolio of brands:

CADDY ERICO HOFFMAN RAYCHEM SCHROFF TRACER