

# SENZ WIFI Google Assistant Setup



**RAYCHEM**

COMFORT YOU DESERVE

## SETUP AND SYSTEM REQUIREMENTS

Before proceeding, ensure you have the following:

- The SENZ WIFI app downloaded and installed on your smartphone (download the SENZ WIFI app from App Store or Google Play)
- An account setup in the SENZ WIFI app with your own username and password
- At least one linked SENZ WIFI thermostat installed

- Confirmed that you can control the SENZ WIFI thermostat(s) via the SENZ WIFI app
- Downloaded the **Google Home app** on your smartphone

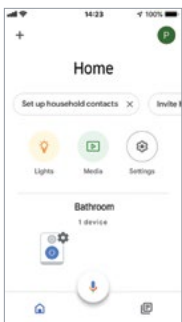
Once you have completed the above setup requirements, follow the steps below to enable the **Google Assistant setup** for the SENZ WIFI thermostat:

(NOTE - screenshots of the app may differ depending on the smartphone being used)

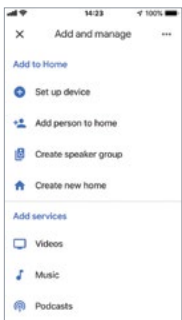
## HOW TO ENABLE THE GOOGLE ASSISTANT SETUP FOR THE SENZ WIFI THERMOSTAT

**1** Open the **Google Home app** on your smartphone

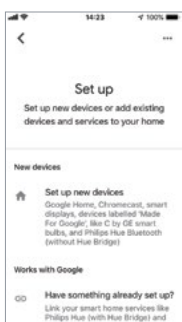
**2** Click the "+" sign to add



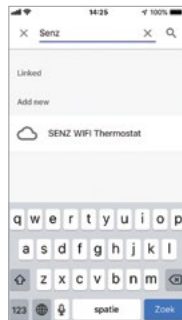
**3** Click on 'Set up device'



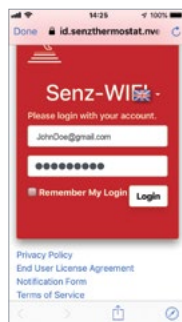
**4** Under 'Works with Google' section, click on 'Have something already set up?'



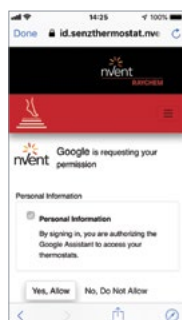
**5** Scroll/Search for 'SENZ WIFI Thermostat' and click on it



**6** Sign into your id.senzthermostat.nVent.com account using your **username and password** for the **SENZ WIFI app**

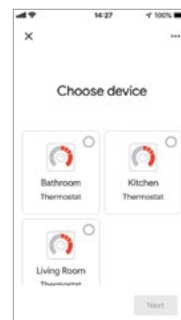


**7** When you see the permission request to link your Google account with id.senzthermostat.nVent.com account, click 'Yes, Allow'

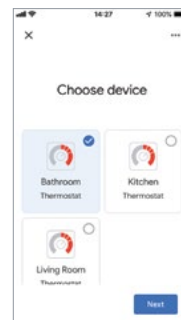


**8** Click 'Done' on the top left and close the app page

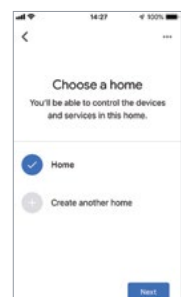
**9** You should now see the **SENZ WIFI thermostat(s)** that are available to be linked to Google Home



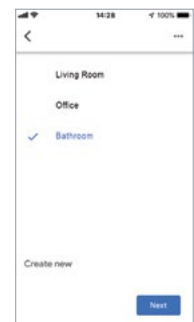
**10** **Select one thermostat** (if multiple) and click 'Next' on the bottom right



**11** **Choose a location/home** for that SENZ WIFI thermostat and click 'Next' on the bottom right

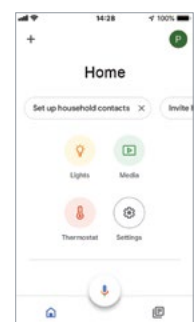


**12** **Choose a room** for that SENZ WIFI thermostat and click 'Next' on the bottom right



**13** **Assign location and rooms** for all SENZ WIFI thermostats (if there are multiple) in your account

**14** You can now see your **SENZ WIFI thermostats** in the **Google Home app**



**15** Try some **voice commands** in the table below using the **thermostat name** that you assigned to the SENZ WIFI or **room** with your Google Assistant compatible smart speakers

## EXAMPLES OF VOICE COMMANDS

Desired Action	What Happens	Can be Applied to	Voice Command	Example Text
Set a specific temperature	Change the 'Set to' to the desired temperature.  Note: In Weekly Schedule (Program 1,2 or 3) after 2 hours the Schedule will resume. In Constant mode this action is permanent.	Individual thermostat or Group	"Hey Google, set <b>[thermostat/group name]</b> to <b>[temperature]</b> ."	"Hey Google, set <b>Bathroom</b> to <b>22</b> degrees."
Put thermostat to constant mode	Puts the thermostat in constant mode.	Individual thermostat or Group	"Hey Google, set <b>[thermostat/group name]</b> to HEAT."	"Hey Google, set <b>Kitchen</b> to HEAT."
Put thermostat to Weekly Schedule	Puts the thermostat in the last used Weekly Schedule (aka program mode = Program 1, Program 2 or Program 3).	Individual thermostat or Group	"Hey Google, set <b>[thermostat/group name]</b> to AUTOMATIC."	"Hey Google, set <b>Living Room</b> to AUTOMATIC."
Turn thermostat OFF (aka Away Mode)	Puts the thermostat to Constant Mode and changes the 'Set to' temperature to 5°C. This effectively turns your floor heating system off.	Individual thermostat or Group	"Hey Google, turn <b>[thermostat/group name]</b> OFF."	"Hey Google, turn <b>Bathroom</b> OFF."
Find out current temperature	No changes are made. Current temperature is announced.	Individual thermostat or Group	"Hey Google, what is <b>[thermostat/group name]</b> temperature?"	"Hey Google, what is <b>Kitchen</b> temperature?"
Make the temperature slightly warmer	Raise the 'Set to' by 1,5°C.  Note: In Weekly Schedule (Program 1,2 or 3) after 2 hours the Schedule will resume. In Constant mode this action is permanent.	Individual thermostat or Group	"Hey Google, increase temperature of <b>[thermostat/group name]</b> ."	"Hey Google, increase temperature of <b>Living Room</b> ."
Make the temperature slightly cooler	Lower the 'Set to' by 1,5°C.  Note: In Weekly Schedule (Program 1,2 or 3) after 2 hours the Schedule will resume. In Constant mode this action is permanent.	Individual thermostat or Group	"Hey Google, decrease temperature of <b>[thermostat/group name]</b> ."	"Hey Google, decrease temperature of <b>Bathroom</b> ."

### United Kingdom

Tel 0800 969 013  
Fax 0800 968 624  
salesthermalUK@nvent.com

### Ireland

Tel 1800 654 241  
Fax 1800 654 240  
salesIE@nvent.com



Our powerful portfolio of brands:

**CADDY ERICO HOFFMAN RAYCHEM SCHROFF TRACER**