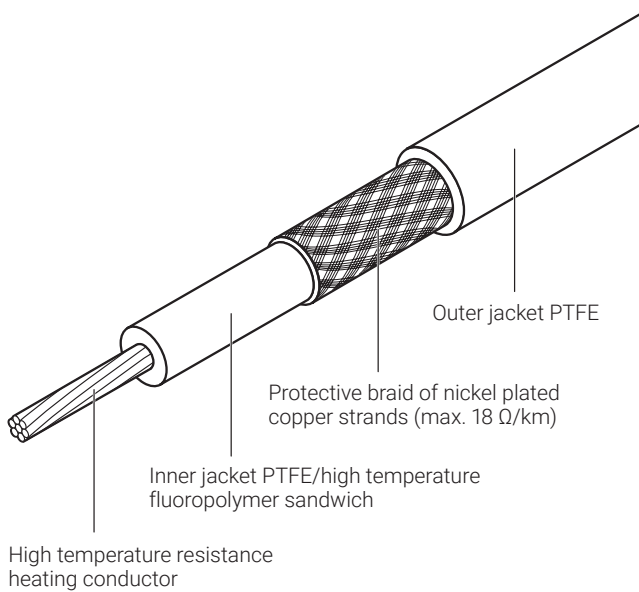


### Polymer insulated (PI) series resistance heating cable

#### HEATING CABLE CONSTRUCTION



nVent RAYCHEM XPI is a polymer insulated (PI) series heating cable, suitable for use in hazardous areas. It has been designed for use in freeze protection and temperature maintenance applications of pipes, tanks and other equipment. XPI offers an economical solution for a wide variety of heat-tracing applications, in particular for pipe lengths beyond the maximum circuit lengths of parallel heating cables.




The inner insulation is a sandwich construction of high temperature fluoropolymer and PTFE, the outer insulation is made of PTFE. This unique construction is very easy to terminate, highly flexible and makes XPI a very safe and reliable product. It provides highest chemical withstand and excellent mechanical strength, in particular at elevated temperatures.

XPI heating cables can be used for temperatures up to 260°C (continuous) and 300°C (intermittent short-term exposure). XPI is easy to install and has printed meter-marks. nVent RAYCHEM offers XPI heating cables in a very wide range of resistances, starting from 0.8 Ω/km up to 8000 Ω/km as well as a complete range of components for connection and splicing of the cables.





#### APPLICATION

Area classification	Hazardous area, Zone 1 or Zone 2 (Gas) or Zone 21 or Zone 22 (Dust) Ordinary area
Chemical resistance	Organic and inorganic corrosives

#### APPROVALS

System (heating units)	PTB 08 ATEX 1102X  II 2 G Ex eb 60079-30-1 IIC T2...T6 Gb  II 2 D Ex tb 60079-30-1 IIIC T260...T90°C Db IECEx PTB 08.0051X Ex eb 60079-30-1 IIC T2...T6 Gb Ex tb 60079-30-1 IIIC T260...T90°C Db   RU C-BE.ИМ43.В.01854 ООО «ТехИмпорт» Ambient temp range: -70°C...+56°C 1Ex e II T6 (80°C)...T2 (290°C) Gb X Ex tb IIIC T80°C...290°C Db X Made in Germany
------------------------	---

## APPROVALS

Bulk cable	<p>Baseefa15ATEX0158U</p> <p> II 2 G Ex 60079-30-1 IIC Gb</p> <p> II 2 D Ex 60079-30-1 IIIC Db</p> <p>IECEX BAS 15.0105U</p> <p>Ex 60079-30-1 IIC Gb</p> <p>Ex 60079-30-1 IIIC Db</p> <p> RU C-BE.ИМ43.В.01854</p> <p>ООО «ТехИмпорт»</p> <p>Ambient temp range: -70°C...+56°C</p> <p>1Ex e II T6 (80°C)...T2 (290°C) Gb X</p> <p>Ex tb IIIC T80°C...290°C Db X IP66</p> <p>Made in Germany</p> <p> Ex e IIC Gb</p>
------------	---

Temperature classification (T-rating) has to be established by using the principles of stabilised design or the use of a temperature limiting device. Use TraceCalc design software or contact nVent.

## TECHNICAL DATA

Max. exposure temperature	260°C (power off, continuous), 300°C (power off, intermittent for max 1000 h)
Min. installation temperature	-70°C
Min. bending radius at -70°C	2.5 x cable diameter for cable diameter ≤ 6 mm 6 x cable diameter for cable diameter > 6 mm
Max. power output	35 W/m (typical value, depending on application)
Nominal voltage	Up to 450/750 Vac (U0/U)
Min. impact resistance	4 Joule (as per EN 60079-30-1)
Min. clearance	20 mm between heating cables

## XPI HEATING CABLE REFERENCES

Order Reference	Nominal resistance [Ω/km @ 20°C]	Temp. coefficient [x 10 <sup>-3</sup> /K]	Outer diameter [mm nom.]	Nom. Weight (kg/km)	Part Number PN
XPI-0.8	0.8	4.3	11.9	404	1244-000189
XPI-1.1	1.1	4.3	10.1	306	1244-000201
XPI-1.8	1.8	4.3	8.6	208	1244-000182
XPI-2.9	2.9	4.3	6.9	143	1244-000202
XPI-4.4	4.4	4.3	6.1	112	1244-000190
XPI-7	7	4.3	5.5	83	1244-000203
XPI-10	10	4.3	5.4	76	1244-000204
XPI-11.7	11.7	4.3	5.2	65	1244-000183
XPI-15	15	4.3	5.1	61	1244-000191
XPI-17.8	17.8	4.3	4.9	57	1244-000178
XPI-25	25	3	4.9	57	1244-000192
XPI-31.5	31.5	1.3	5.3	67	1244-000205
XPI-50	50	1.3	4.9	57	1244-000184
XPI-65	65	1.3	4.8	53	1244-000206
XPI-80	80	0.7	5.1	61	1244-000193
XPI-100	100	0.4	5.2	67	1244-000207
XPI-150	150	0.4	4.9	57	1244-000185
XPI-200	200	0.4	4.8	53	1244-000195
XPI-320	320	0.18	4.9	56	1244-000653
XPI-380	380	0.18	4.8	53	1244-000180
XPI-480	480	0.18	4.7	51	1244-000208
XPI-600	600	0.18	4.5	48	1244-000196

Order Reference	Nominal resistance [ $\Omega/\text{km}$ @ 20°C]	Temp. coefficient [ $\times 10^{-3}/\text{K}$ ]	Outer diameter [mm nom.]	Nom. Weight (kg/km)	Part Number PN
XPI-700	700	0.18	4.5	46	1244-000186
XPI-810	810	0.04	4.6	50	1244-000209
XPI-1000	1000	0.04	4.5	48	1244-000197
XPI-1440	1440	0.04	4.4	45	1244-000211
XPI-1750	1750	0.04	4.3	43	1244-000198
XPI-2000	2000	0.35	4.6	49	1244-000187
XPI-3000	3000	0.35	4.4	45	1244-000212
XPI-4000	4000	0.35	4.2	42	1244-000199
XPI-4400	4400	0.1	4.3	43	1244-000181
XPI-5160	5160	0.1	4.3	42	1244-000654
XPI-5600	5600	0.1	4.2	41	1244-000188
XPI-7000	7000	0.1	4.2	40	1244-000213
XPI-8000	8000	0.1	4.1	40	1244-000200

Resistance tolerance: +10/-5%. In particular for cables < 31.5  $\Omega/\text{km}$  the resistance of the conductor materials is a function of temperature and the change must be considered for design purposes.

#### RECOMMENDED COLD LEAD CABLES FOR XPI (COLD LEAD CABLES FROM XPI-S CAN BE USED ALTERNATIVELY)

Nom. cross section [ $\text{mm}^2$ ]	Current rating [A]	Outer diameter [mm nom.]	Nominal resistance [ $\Omega/\text{km}$ @ 20°C]	Temperature coefficient [ $\times 10^{-3}/\text{K}$ ]	Order reference	Part number PN
2.5	32	5.5	7	4.3	XPI-7	1244-000203
4	42	6.1	4.4	4.3	XPI-4.4	1244-000190
6	54	6.9	2.9	4.3	XPI-2.9	1244-000202
10	73	8.6	1.8	4.3	XPI-1.8	1244-000182
16	98	10.1	1.1	4.3	XPI-1.1	1244-000201
25	129	11.9	0.8	4.3	XPI-0.8	1244-000189

Notes: Delivery length depends on type of resistance and is limited by max. weight of 120 kg/spool, respectively 1000 m/run. To ensure practical and safe on-site handling, it is strongly recommended to limit spool lengths to 25 - 30 kg. Not all resistances are standard items and as such may not be in stock. Contact nVent to confirm lead time. nVent requires the use of a 30 mA residual current device to provide maximum safety and protection from fire.

Where design results in higher leakage current, the preferred trip level for adjustable devices is 30 mA above any inherent capacitive leakage characteristic of the heater as specified by the trace heater supplier or alternatively, the next common available trip level for non adjustable devices, with a maximum of 300 mA. All safety aspects need to be proven.

#### North America

Tel +1.800.545.6258  
 Fax +1.800.527.5703  
 thermal.info@nVent.com

#### Europe, Middle East, Africa

Tel +32.16.213.502  
 Fax +32.16.213.604  
 thermal.info@nVent.com

#### Asia Pacific

Tel +86.21.2412.1688  
 Fax +86.21.5426.3167  
 cn.thermal.info@nVent.com

#### Latin America

Tel +1.713.868.4800  
 Fax +1.713.868.2333  
 thermal.info@nVent.com



Our powerful portfolio of brands:

**CADDY ERICO HOFFMAN RAYCHEM SCHROFF TRACER**